

# The 100+

Market Updates for 205 Twin Cities Communities

A free research tool from the North Metro REALTORS® Association

Brought to you by the unique data-sharing traditions of the REALTOR® community



North Metro REALTORS® Association

## Becker

Sherburne County, MN

## May

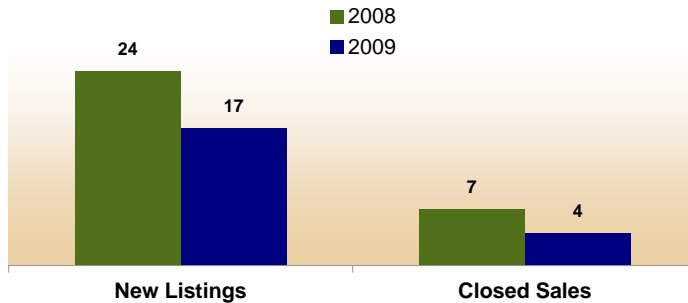
## Year to Date

	2008	2009	Change	2008	2009	Change
New Listings	24	17	- 29.2%	119	84	- 29.4%
Closed Sales	7	4	- 42.9%	35	33	- 5.7%
Median Sales Price	\$220,000	<b>\$104,500</b>	- 52.5%	\$194,000	<b>\$124,450</b>	- 35.9%
Average Sales Price	\$213,957	<b>\$162,250</b>	- 24.2%	\$188,502	<b>\$145,358</b>	- 22.9%
Percent of Original List Price Received at Sale*	94.2%	<b>86.3%</b>	- 8.3%	90.3%	<b>85.4%</b>	- 5.5%
Average Days on Market Until Sale**	188	<b>186</b>	- 1.0%	191	<b>132</b>	- 30.9%
Single-Family Detached Inventory	83	<b>45</b>	- 45.8%	--	--	--
Townhouse-Condo Inventory	14	<b>21</b>	+ 50.0%	--	--	--

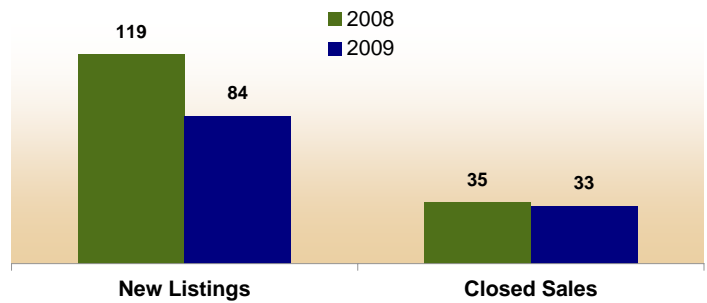
\*Does not account for list prices from any previous listing contracts

\*\*City market time figures are based on Cumulative Days on Market, which does account for previous listing contracts

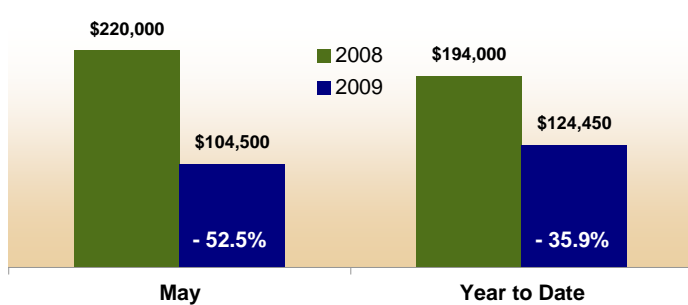
### Activity—Most Recent Month



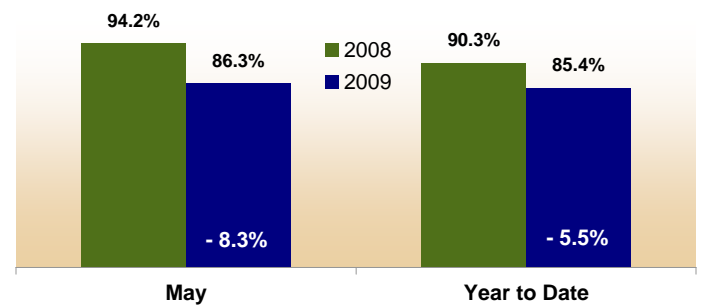
### Activity—Year to Date



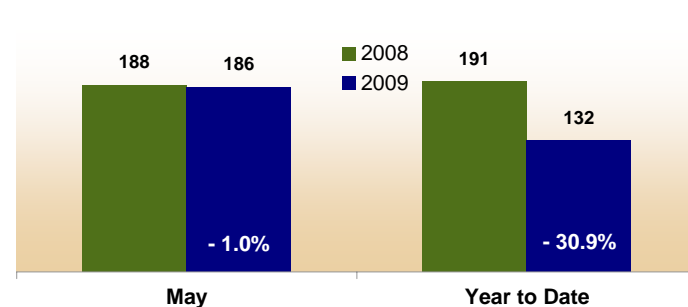
### Median Sales Price



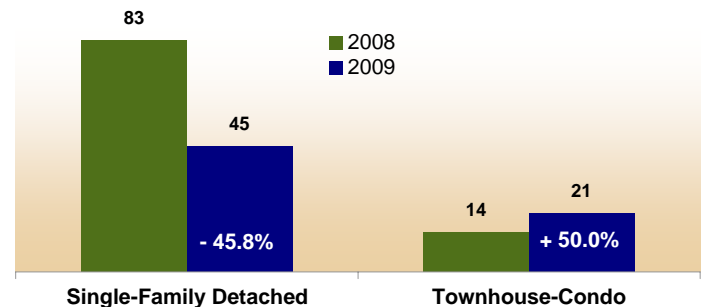
### Percent of Original List Price Received



### Average Days on Market Until Sale



### Inventory of Homes for Sale



Some of the figures referenced in this report are for only one month worth of activity. As such, they can sometimes look extreme due to the small sample size involved. For broader historical market information, please feel free to contact us.